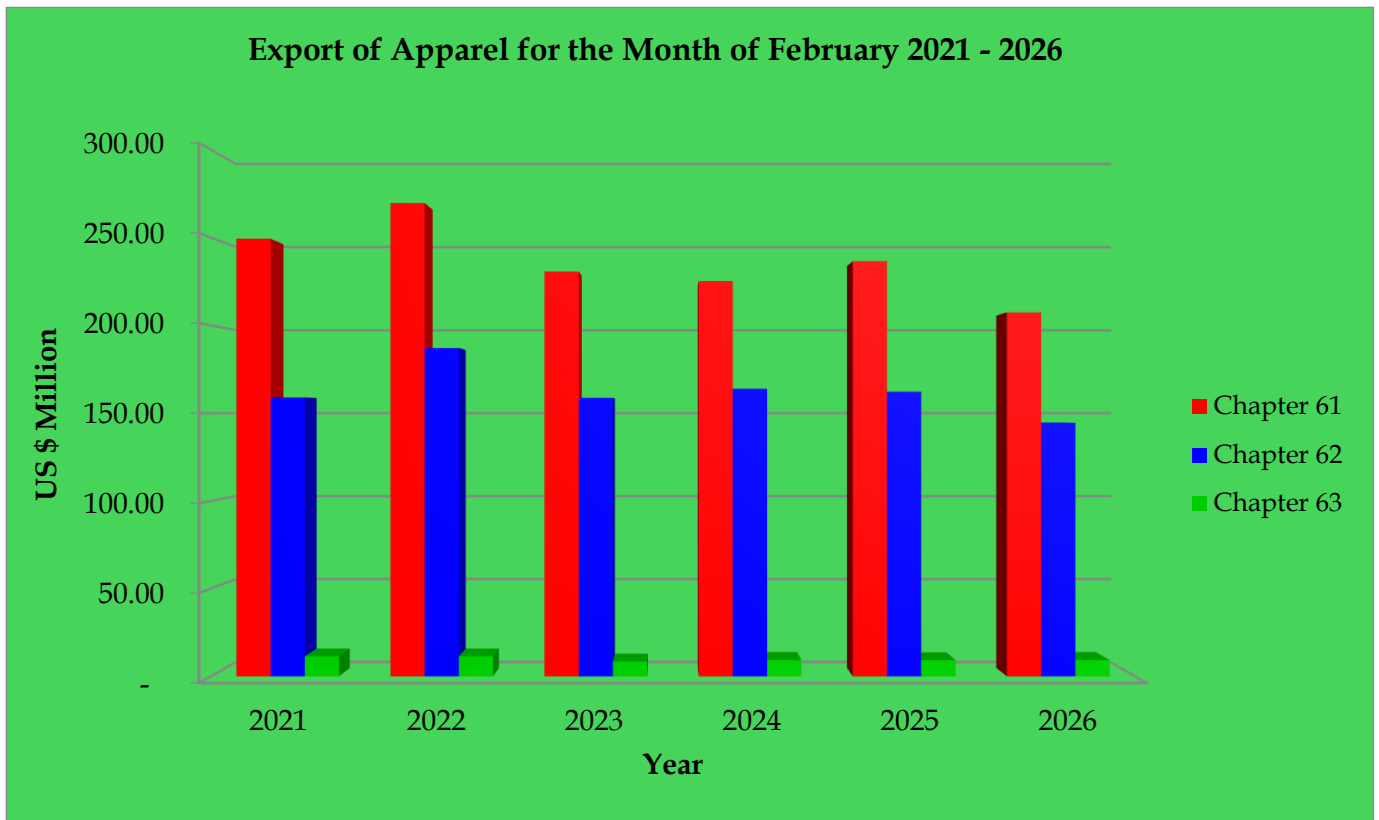


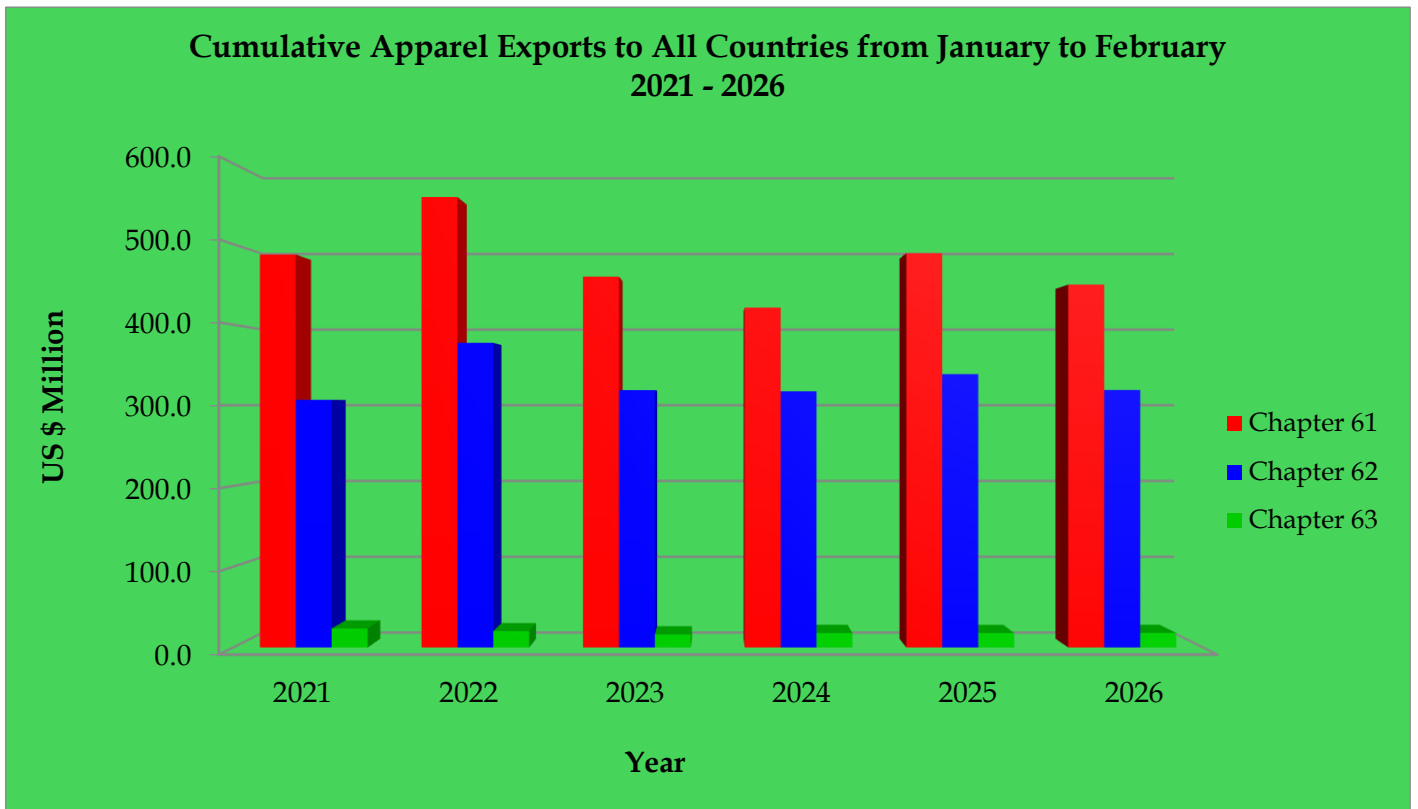
## Export of Apparel in the Month of February 2021 - 2026 to All Countries Chapter Basis

	2021 US\$. Mn	2022 US\$. Mn	2023 US\$. Mn	2024 US\$. Mn	2025 US\$. Mn	2026 US\$. Mn
Chapter 61	249.29	269.60	230.61	225.27	236.51	207.40
Chapter 62	158.97	187.12	158.76	163.95	162.25	144.51
Chapter 63	11.43	11.40	8.39	9.30	9.17	9.29
<b>Total</b>	<b>419.69</b>	<b>468.12</b>	<b>397.76</b>	<b>398.52</b>	<b>407.93</b>	<b>361.20</b>



# Export of Apparel from January to February 2021 - 2026 to All Countries (Cumulative) Chapter Basis

	2021 US\$. Mn	2022 US\$. Mn	2023 US\$. Mn	2024 US\$. Mn	2025 US\$. Mn	2026 US\$. Mn
Chapter 61	486.93	558.16	459.56	421.03	488.57	449.71
Chapter 62	306.77	377.48	318.72	317.27	338.56	318.92
Chapter 63	23.60	20.08	16.11	17.95	17.86	18.01
<b>Total</b>	<b>817.30</b>	<b>955.72</b>	<b>794.39</b>	<b>756.25</b>	<b>844.99</b>	<b>786.64</b>

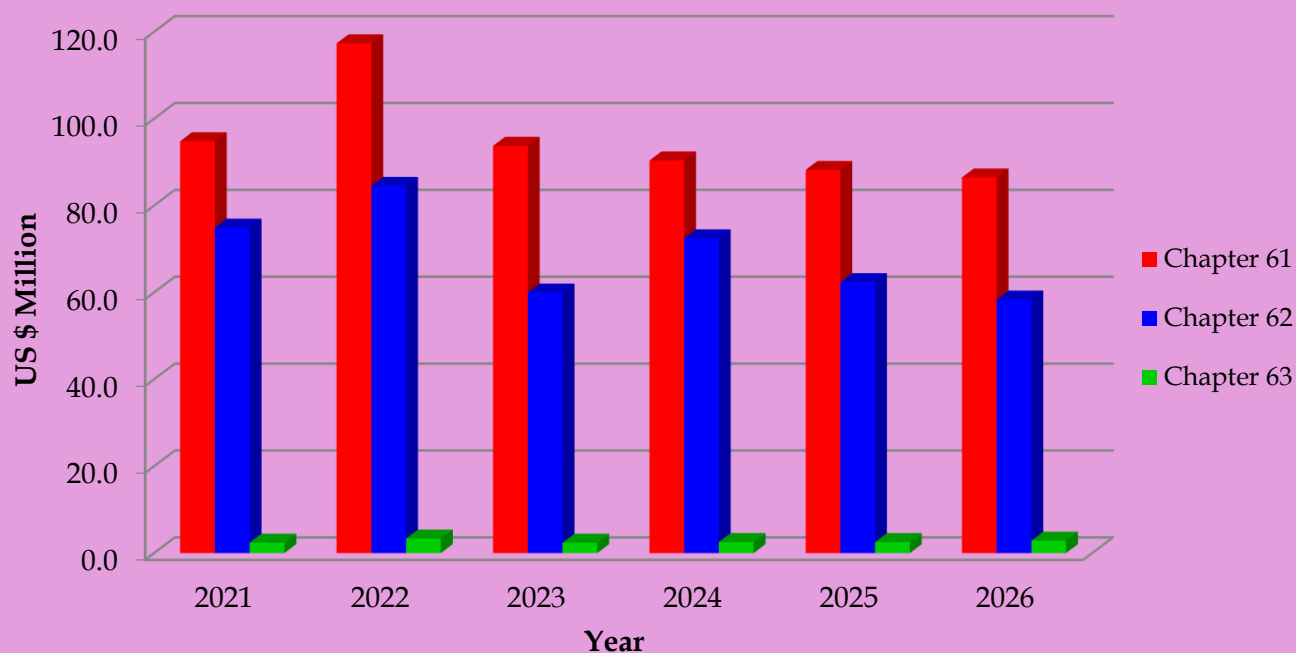


# Export of Apparel to the USA in Month of February 2021 - 2026

Chapter Basis

	2021 US\$. Mn	2022 US\$. Mn	2023 US\$. Mn	2024 US\$. Mn	2025 US\$. Mn	2026 US\$. Mn
Chapter 61	94.83	117.36	93.76	90.39	88.22	86.47
Chapter 62	74.93	84.54	59.96	72.47	62.36	58.36
Chapter 63	2.40	3.35	2.40	2.55	2.53	2.86
<b>Total</b>	<b>172.16</b>	<b>205.25</b>	<b>156.12</b>	<b>165.41</b>	<b>153.11</b>	<b>147.69</b>

Export of Apparel to the USA in Month of February 2021 - 2026

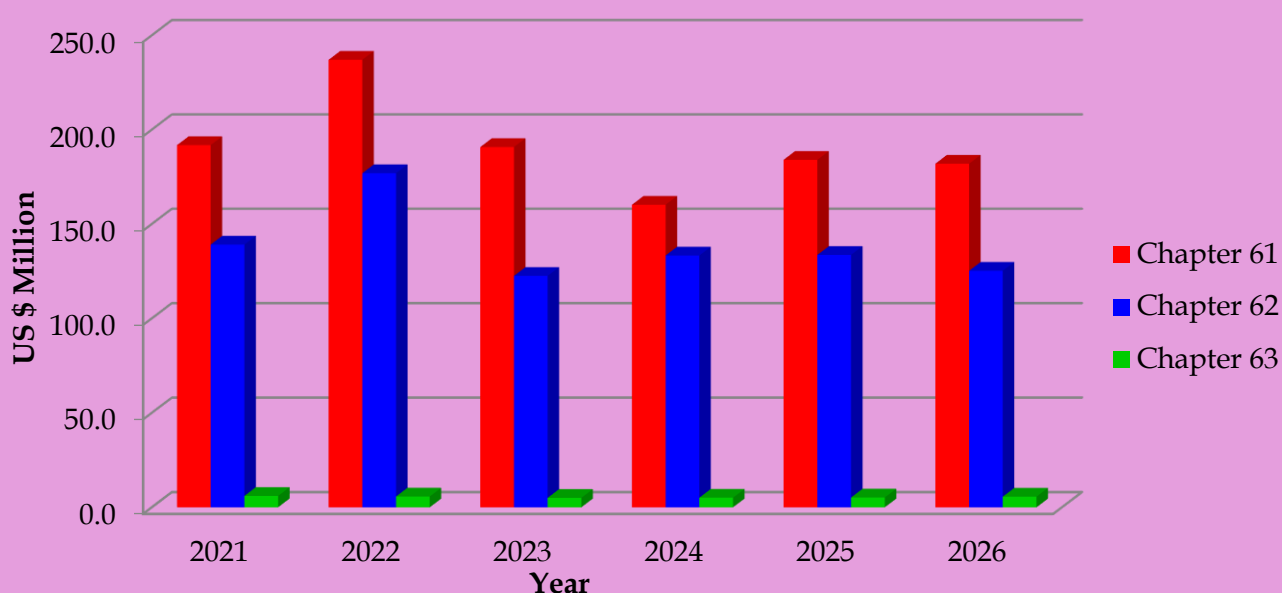


# Export of Apparel to the USA form January to February 2021 - 2026 (Cumulative)

Chapter Basis

	2021 US\$. Mn	2022 US\$. Mn	2023 US\$. Mn	2024 US\$. Mn	2025 US\$. Mn	2026 US\$. Mn
Chapter 61	191.81	237.05	190.80	160.21	184.02	181.95
Chapter 62	139.10	176.93	122.52	133.30	133.62	125.21
Chapter 63	6.05	5.73	5.02	5.11	5.21	5.64
<b>Total</b>	<b>336.96</b>	<b>419.71</b>	<b>318.34</b>	<b>298.62</b>	<b>322.85</b>	<b>312.80</b>

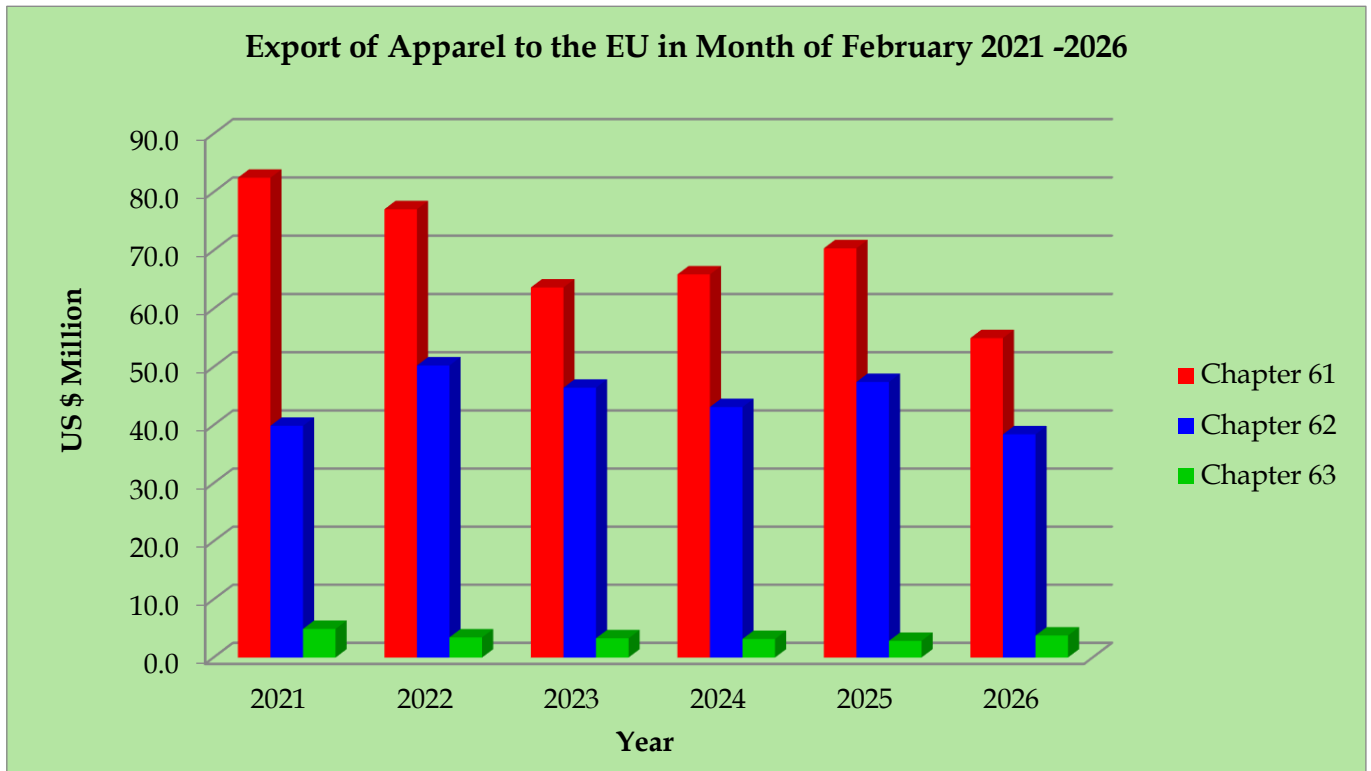
Cumulative Export of Apparel to the USA from January to February  
2021 - 2026



## Export of Apparel to the EU in Month of February 2021 - 2026

Chapter Basis - (Excl.UK)

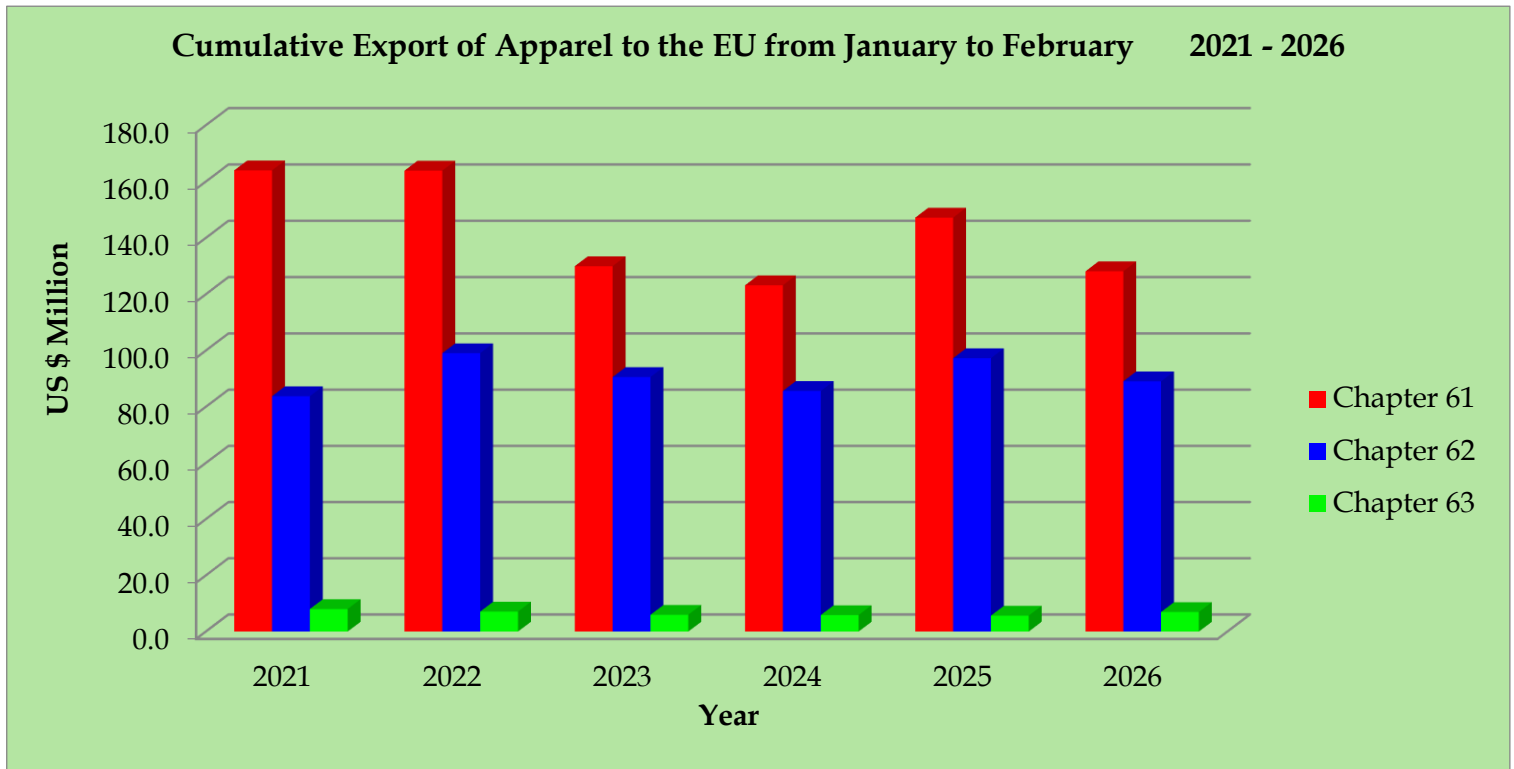
	2021 US\$. Mn	2022 US\$. Mn	2023 US\$. Mn	2024 US\$. Mn	2025 US\$. Mn	2026 US\$. Mn
Chapter 61	82.47	77.07	63.65	65.89	70.37	54.96
Chapter 62	39.90	50.27	46.45	43.13	47.44	38.43
Chapter 63	4.93	3.47	3.31	3.20	2.87	3.79
<b>Total</b>	<b>127.30</b>	<b>130.81</b>	<b>113.41</b>	<b>112.22</b>	<b>120.68</b>	<b>97.18</b>



# Export of Apparel to the EU form January to February 2021 - 2026 (Cumulative)

Chapter Basis - (Excl. UK)

	2021 US\$. Mn	2022 US\$. Mn	2023 US\$. Mn	2024 US\$. Mn	2025 US\$. Mn	2026 US\$. Mn
Chapter 61	163.98	163.90	129.96	123.19	147.21	128.15
Chapter 62	83.78	99.06	90.59	85.64	97.29	89.07
Chapter 63	8.01	7.11	5.96	5.85	5.66	6.95
<b>Total</b>	<b>255.77</b>	<b>270.07</b>	<b>226.51</b>	<b>214.68</b>	<b>250.16</b>	<b>224.17</b>



## Export of Apparel to the UK in Month of February 2021 - 2026

Chapter Basis

	2021 US\$. Mn	2022 US\$. Mn	2023 US\$. Mn	2024 US\$. Mn	2025 US\$. Mn	2026 US\$. Mn
Chapter 61	34.78	32.50	26.03	37.03	31.12	26.47
Chapter 62	25.44	27.52	25.47	25.75	22.11	24.57
Chapter 63	1.55	2.53	0.87	1.43	1.62	0.70
<b>Total</b>	<b>61.77</b>	<b>62.55</b>	<b>52.37</b>	<b>64.21</b>	<b>54.85</b>	<b>51.74</b>

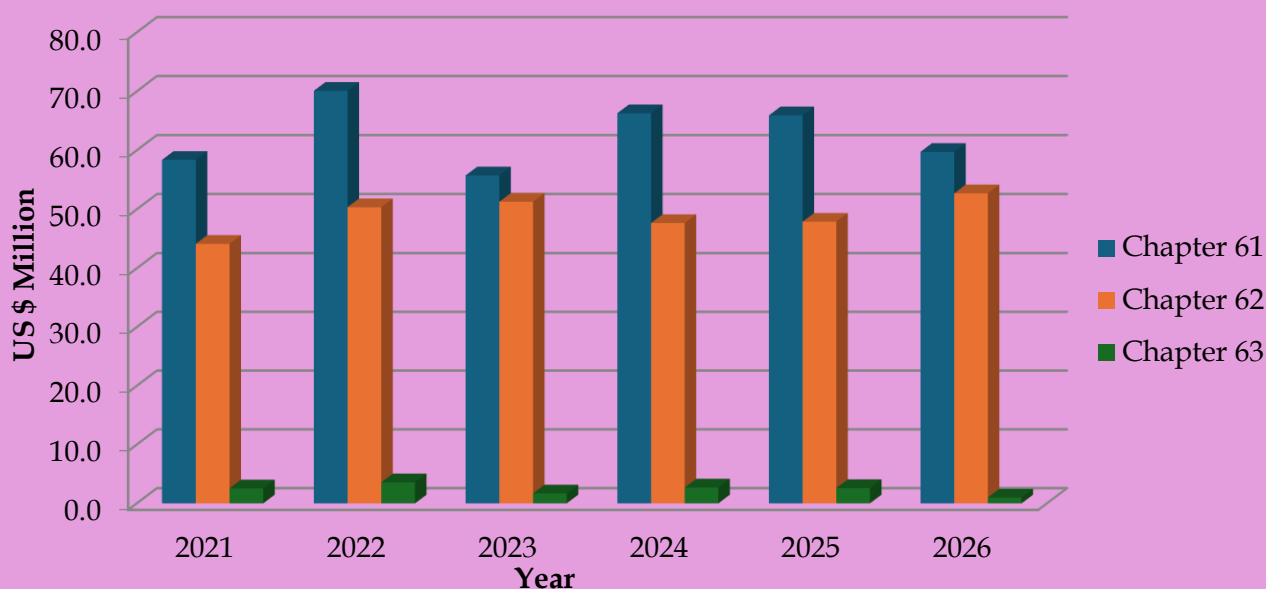


## Export of Apparel to the UK from January to February 2021 - 2026 (Cumulative)

Chapter Basis

	2021 US\$. Mn	2022 US\$. Mn	2023 US\$. Mn	2024 US\$. Mn	2025 US\$. Mn	2026 US\$. Mn
Chapter 61	58.38	70.08	55.74	66.29	65.93	59.74
Chapter 62	44.15	50.36	51.28	47.67	47.90	52.71
Chapter 63	2.55	3.58	1.69	2.70	2.60	0.99
<b>Total</b>	<b>105.08</b>	<b>124.02</b>	<b>108.71</b>	<b>116.66</b>	<b>116.43</b>	<b>113.44</b>

Cumulative Export of Apparel to the UK from January to February  
2021 - 2026



## Export of Apparel for the Month of February 2021 - 2026

	2021 US\$. Mn	2022 US\$. Mn	2023 US\$. Mn	2024 US\$. Mn	2025 US\$. Mn	2026 US\$. Mn	2025/2026 Change %
<b>Total Exports</b>	<b>419.69</b>	<b>468.13</b>	<b>397.76</b>	<b>398.52</b>	<b>407.93</b>	<b>361.20</b>	<b>-11.46</b>
<b>US</b>	172.16	205.25	156.12	165.40	153.11	147.70	<b>-3.53</b>
<b>EU</b>	127.30	130.82	113.41	112.22	120.69	97.18	<b>-19.48</b>
<b>UK</b>	61.77	62.55	52.37	64.21	54.85	51.74	<b>-5.67</b>
<b>Other</b>	58.46	69.51	75.86	56.69	79.28	64.58	<b>-18.54</b>

## Export of Apparel January - February (Cumulative) 2021 - 2026

	2021 US\$. Mn	2022 US\$. Mn	2023 US\$. Mn	2024 US\$. Mn	2025 US\$. Mn	2026 US\$. Mn	2025/2026 Change %
<b>Total Exports</b>	<b>817.30</b>	<b>955.73</b>	<b>794.39</b>	<b>756.25</b>	<b>845.00</b>	<b>786.64</b>	<b>-6.91</b>
<b>US</b>	336.96	419.71	318.34	298.61	322.86	312.81	<b>-3.11</b>
<b>EU</b>	255.77	270.08	226.51	214.69	250.18	224.17	<b>-10.40</b>
<b>UK</b>	105.08	124.02	108.71	116.66	116.42	113.45	<b>-2.55</b>
<b>Other</b>	119.49	141.92	140.83	126.29	155.54	136.21	<b>-12.43</b>

## Export of Apparel for the Month of February 2021 - 2026

