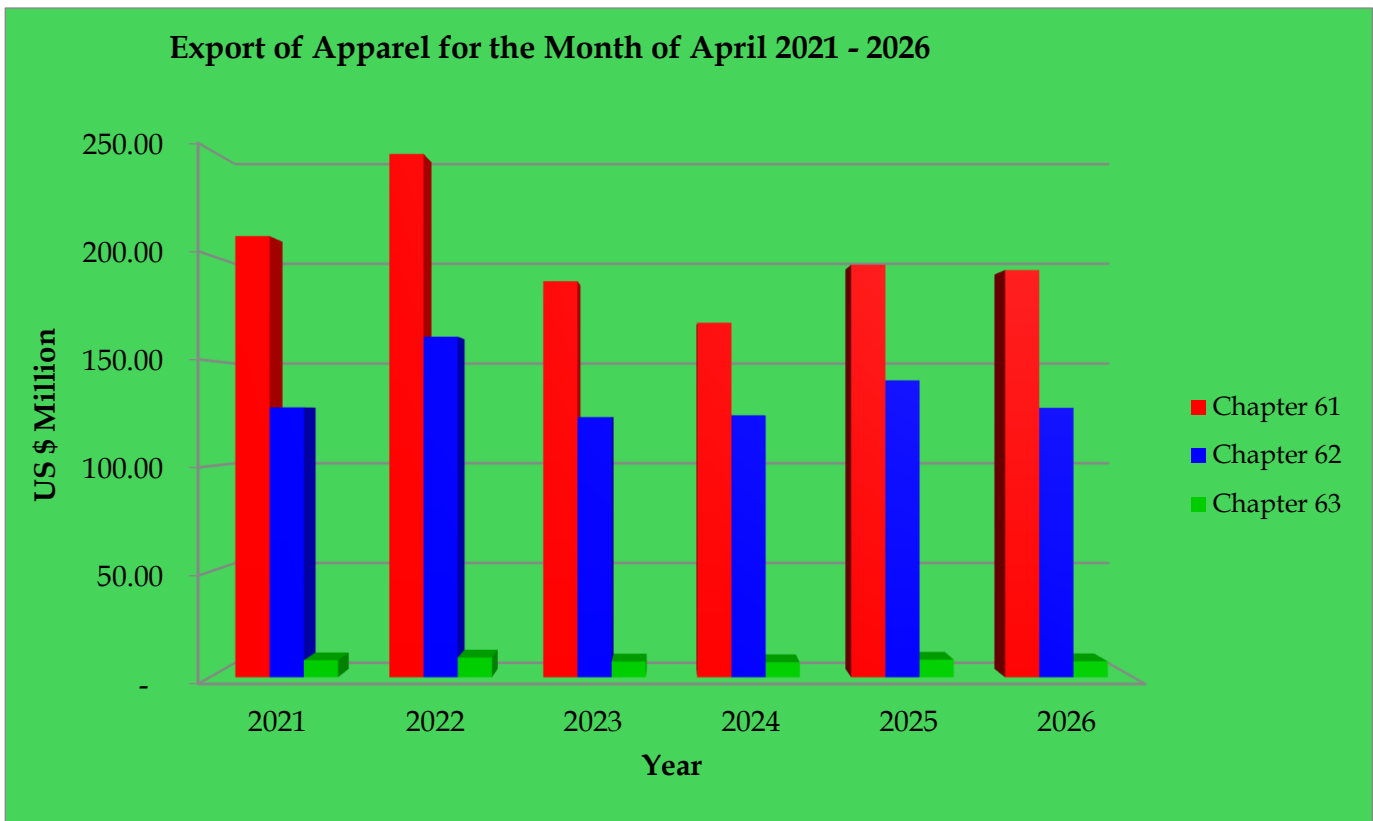


# Export of Apparel in the Month of April 2021 - 2026 to All Countries

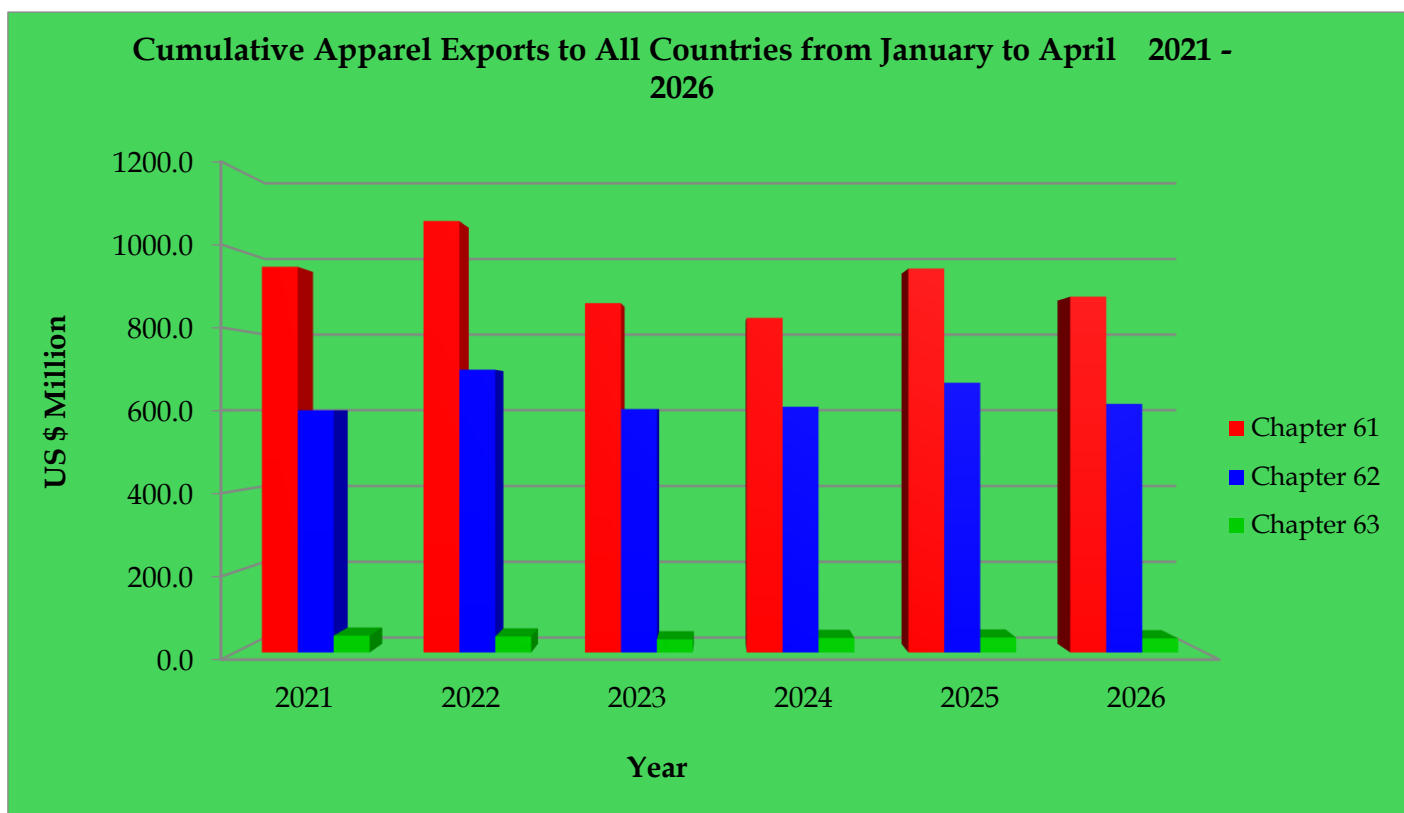
## Chapter Basis

	2021 US\$. Mn	2022 US\$. Mn	2023 US\$. Mn	2024 US\$. Mn	2025 US\$. Mn	2026 US\$. Mn
Chapter 61	209.01	247.93	187.62	167.97	195.43	192.96
Chapter 62	127.85	161.34	123.18	124.08	140.66	127.64
Chapter 63	8.02	9.36	7.41	7.06	8.32	7.55
<b>Total</b>	<b>344.88</b>	<b>418.63</b>	<b>318.21</b>	<b>299.11</b>	<b>344.41</b>	<b>328.15</b>



# Export of Apparel from January to April 2021 - 2026 to All Countries (Cumulative) Chapter Basis

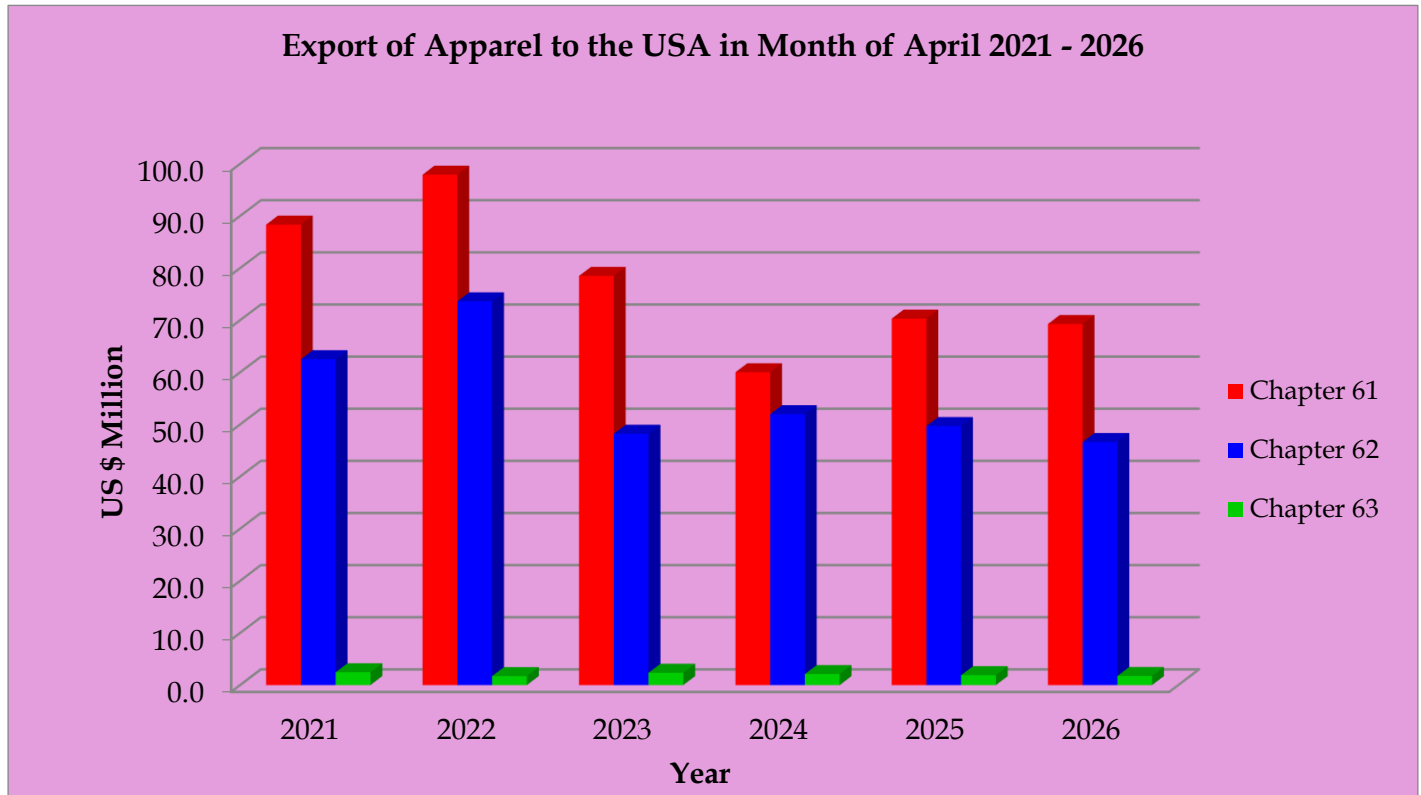
	2021 US\$. Mn	2022 US\$. Mn	2023 US\$. Mn	2024 US\$. Mn	2025 US\$. Mn	2026 US\$. Mn
Chapter 61	955.81	1,069.25	865.75	829.10	951.35	881.88
Chapter 62	600.02	700.61	602.88	608.58	668.21	615.90
Chapter 63	41.71	39.69	32.33	36.01	36.91	34.93
<b>Total</b>	<b>1,597.54</b>	<b>1,809.55</b>	<b>1,500.96</b>	<b>1,473.69</b>	<b>1,656.47</b>	<b>1,532.71</b>



# Export of Apparel to the USA in Month of April 2021 - 2026

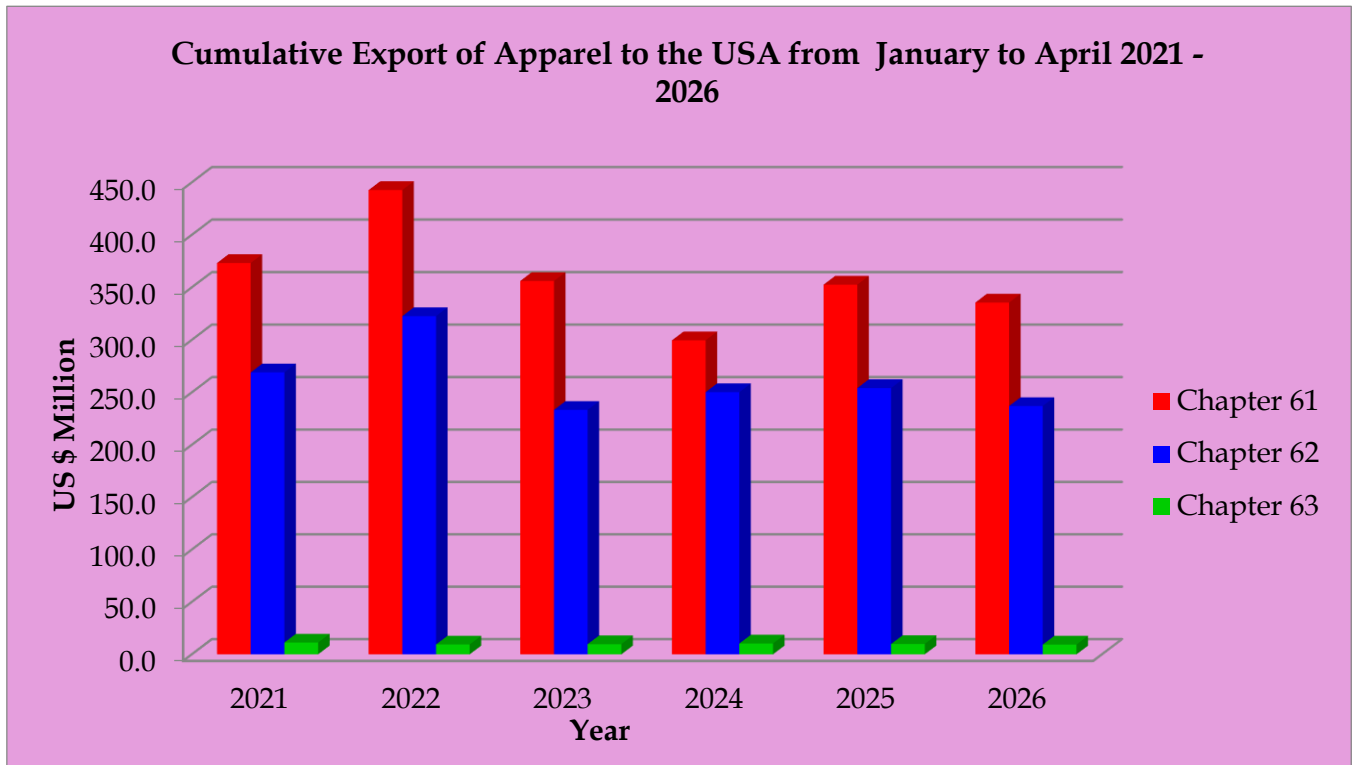
## Chapter Basis

	2021 US\$. Mn	2022 US\$. Mn	2023 US\$. Mn	2024 US\$. Mn	2025 US\$. Mn	2026 US\$. Mn
Chapter 61	88.34	97.92	78.50	60.01	70.30	69.28
Chapter 62	62.52	73.62	48.22	51.98	49.70	46.64
Chapter 63	2.46	1.73	2.37	2.11	1.90	1.75
<b>Total</b>	<b>153.32</b>	<b>173.27</b>	<b>129.09</b>	<b>114.10</b>	<b>121.90</b>	<b>117.67</b>



# Export of Apparel to the USA from January to April 2021 - 2026 (Cumulative) Chapter Basis

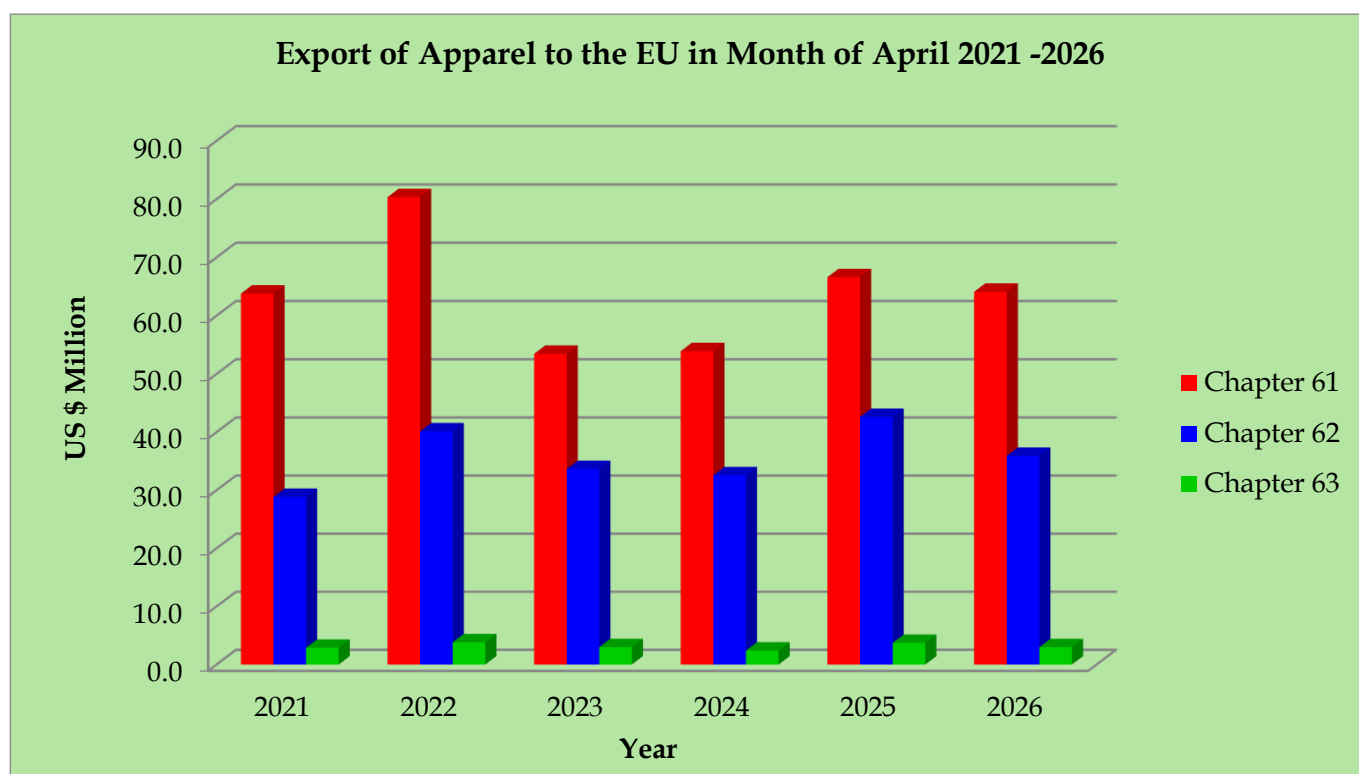
	2021 US\$. Mn	2022 US\$. Mn	2023 US\$. Mn	2024 US\$. Mn	2025 US\$. Mn	2026 US\$. Mn
Chapter 61	373.25	442.71	356.10	299.57	352.58	335.53
Chapter 62	269.07	322.65	233.34	250.25	254.11	237.03
Chapter 63	11.26	9.43	9.72	10.35	9.85	9.33
<b>Total</b>	<b>653.58</b>	<b>774.79</b>	<b>599.16</b>	<b>560.17</b>	<b>616.54</b>	<b>581.89</b>



## Export of Apparel to the EU in Month of April 2021 - 2026

Chapter Basis - (Excl.UK)

	2021 US\$. Mn	2022 US\$. Mn	2023 US\$. Mn	2024 US\$. Mn	2025 US\$. Mn	2026 US\$. Mn
Chapter 61	63.80	80.35	53.46	53.93	66.61	64.12
Chapter 62	28.86	40.15	33.66	32.58	42.63	35.93
Chapter 63	2.88	3.84	2.99	2.41	3.73	2.99
<b>Total</b>	<b>95.54</b>	<b>124.34</b>	<b>90.11</b>	<b>88.92</b>	<b>112.97</b>	<b>103.04</b>

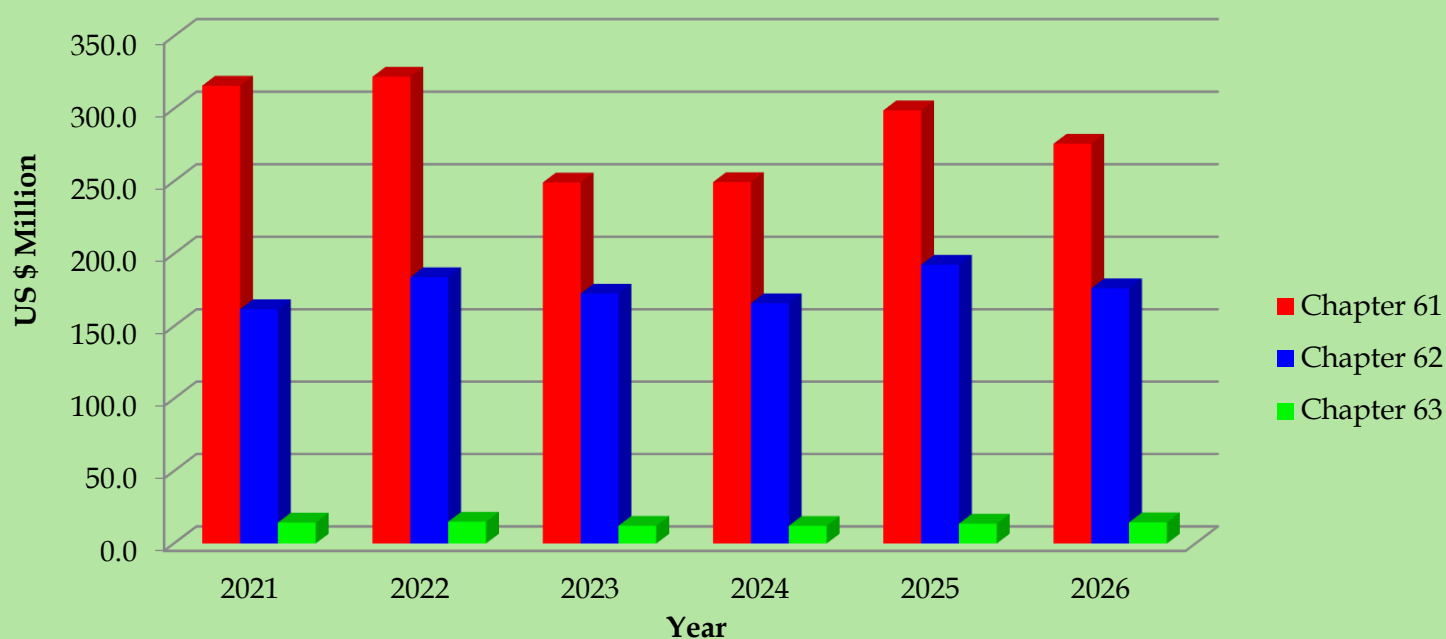


## Export of Apparel to the EU from January to April 2021 - 2026 (Cumulative)

Chapter Basis - (Excl. UK)

	2021 US\$. Mn	2022 US\$. Mn	2023 US\$. Mn	2024 US\$. Mn	2025 US\$. Mn	2026 US\$. Mn
Chapter 61	315.95	322.16	249.20	249.50	298.96	275.94
Chapter 62	161.89	183.95	172.64	166.00	192.54	176.33
Chapter 63	14.49	15.04	12.27	12.20	13.73	14.64
<b>Total</b>	<b>492.33</b>	<b>521.15</b>	<b>434.11</b>	<b>427.70</b>	<b>505.23</b>	<b>466.91</b>

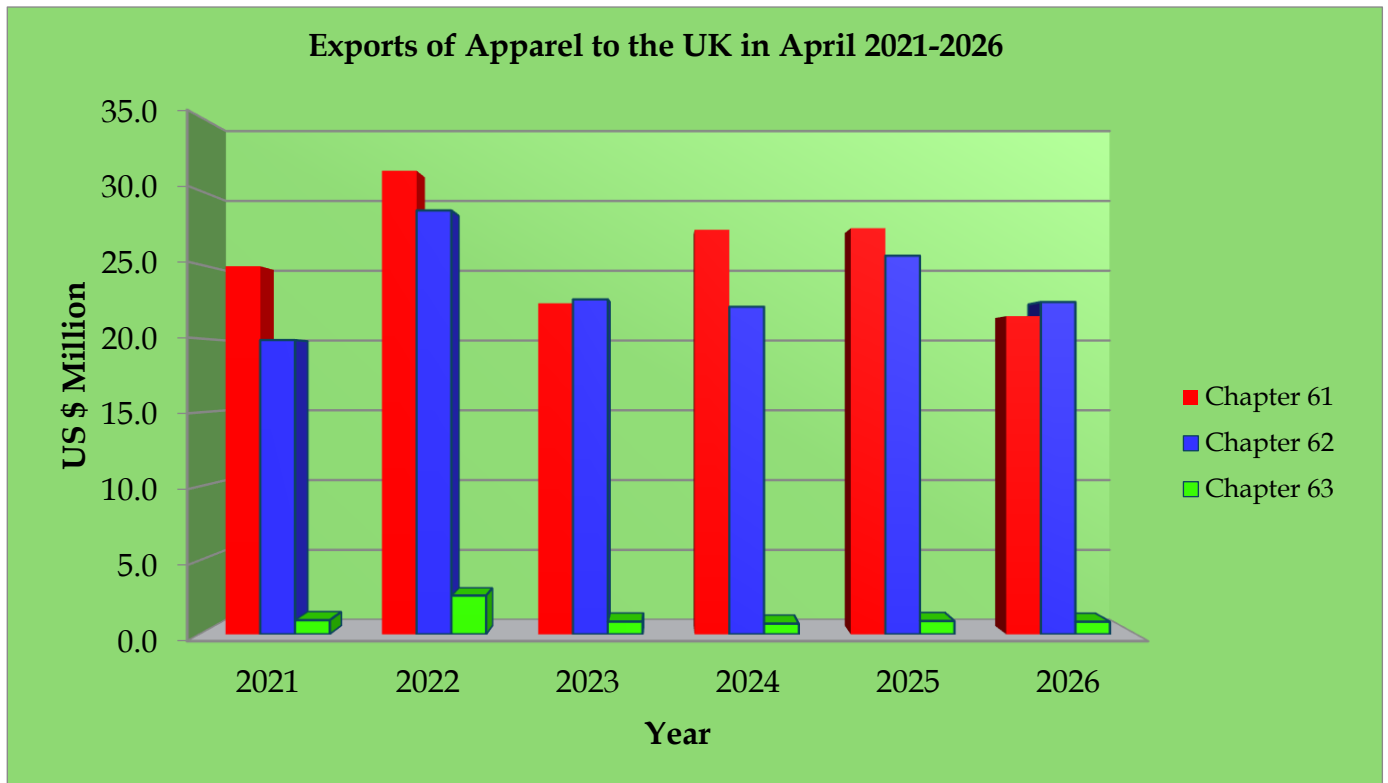
Cumulative Export of Apparel to the EU from January to April 2021 - 2026



# Export of Apparel to the UK in Month of April 2021 - 2026

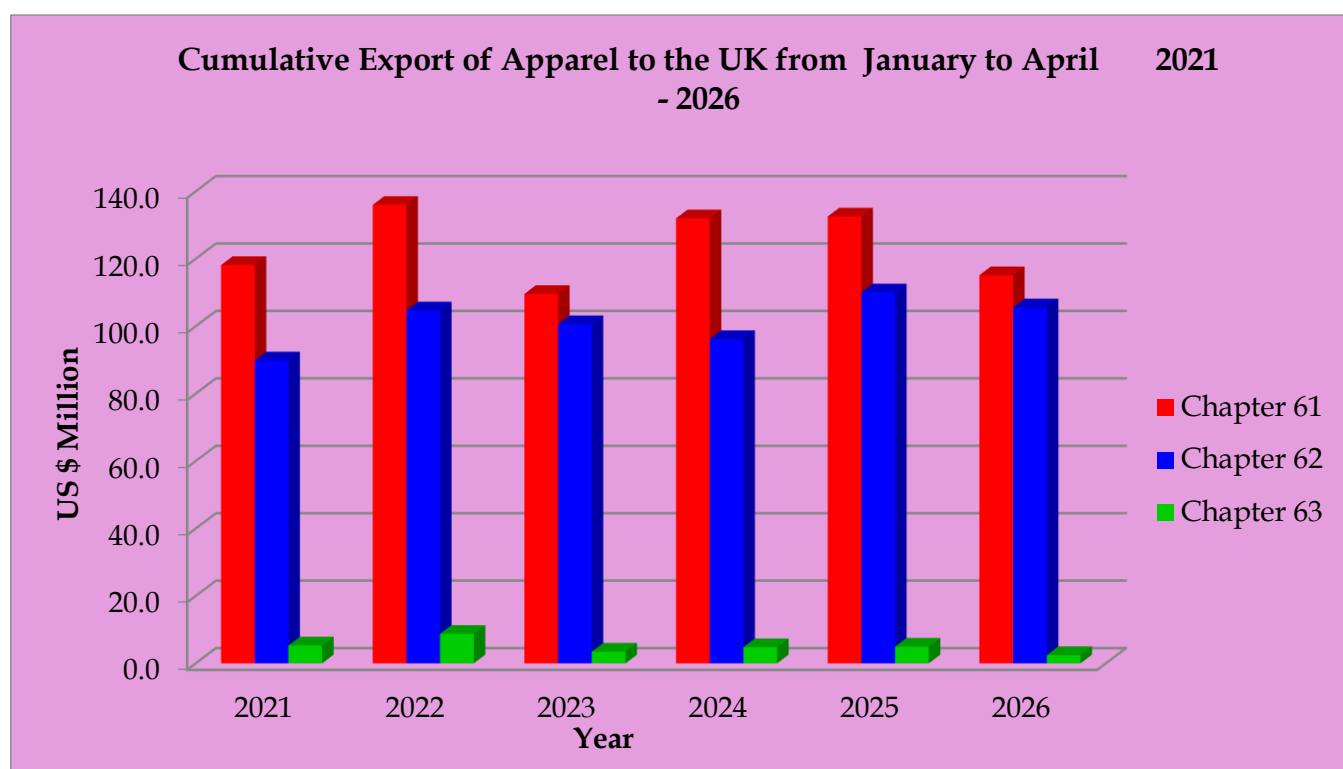
Chapter Basis

	2021 US\$. Mn	2022 US\$. Mn	2023 US\$. Mn	2024 US\$. Mn	2025 US\$. Mn	2026 US\$. Mn
Chapter 61	24.88	31.34	22.38	27.35	27.45	21.51
Chapter 62	19.89	28.65	22.64	22.14	25.59	22.46
Chapter 63	0.96	2.62	0.86	0.72	0.90	0.85
<b>Total</b>	<b>45.73</b>	<b>62.61</b>	<b>45.88</b>	<b>50.21</b>	<b>53.94</b>	<b>44.82</b>



## Export of Apparel to the UK from January to April 2021 - 2026 (Cumulative) Chapter Basis

	2021 US\$. Mn	2022 US\$. Mn	2023 US\$. Mn	2024 US\$. Mn	2025 US\$. Mn	2026 US\$. Mn
Chapter 61	118.13	135.98	109.56	131.99	132.53	115.12
Chapter 62	89.81	104.67	100.59	96.17	110.03	105.55
Chapter 63	5.30	8.74	3.46	4.77	4.94	2.41
<b>Total</b>	<b>213.24</b>	<b>249.39</b>	<b>213.61</b>	<b>232.93</b>	<b>247.50</b>	<b>223.08</b>



## Export of Apparel for the Month of April 2021 - 2026

	2021 US\$. Mn	2022 US\$. Mn	2023 US\$. Mn	2024 US\$. Mn	2025 US\$. Mn	2026 US\$. Mn	2025/2026 Change %
<b>Total Exports</b>	<b>344.88</b>	<b>418.64</b>	<b>318.21</b>	<b>299.11</b>	<b>344.40</b>	<b>328.15</b>	<b>-4.72</b>
<b>US</b>	153.33	173.27	129.09	114.10	121.89	117.67	<b>-3.46</b>
<b>EU</b>	95.54	124.34	90.11	88.92	112.96	103.04	<b>-8.78</b>
<b>UK</b>	45.74	62.61	45.88	50.20	53.94	44.82	<b>-16.91</b>
<b>Other</b>	50.27	58.42	53.13	45.89	55.61	62.62	<b>12.61</b>

## Export of Apparel January - April (Cumulative) 2021 - 2026

	2021 US\$. Mn	2022 US\$. Mn	2023 US\$. Mn	2024 US\$. Mn	2025 US\$. Mn	2026 US\$. Mn	2025/2026 Change %
<b>Total Exports</b>	<b>1,597.54</b>	<b>1,809.57</b>	<b>1,500.96</b>	<b>1,473.69</b>	<b>1,656.47</b>	<b>1,532.71</b>	<b>-7.47</b>
<b>US</b>	653.59	774.79	599.15	560.16	616.54	581.90	<b>-5.62</b>
<b>EU</b>	492.33	521.15	434.12	427.71	505.25	466.91	<b>-7.59</b>
<b>UK</b>	213.25	249.38	213.61	232.92	247.49	223.09	<b>-9.86</b>
<b>Other</b>	238.37	264.25	254.08	252.90	287.19	260.81	<b>-9.19</b>

## Export of Apparel for the Month of April 2021 - 2026

