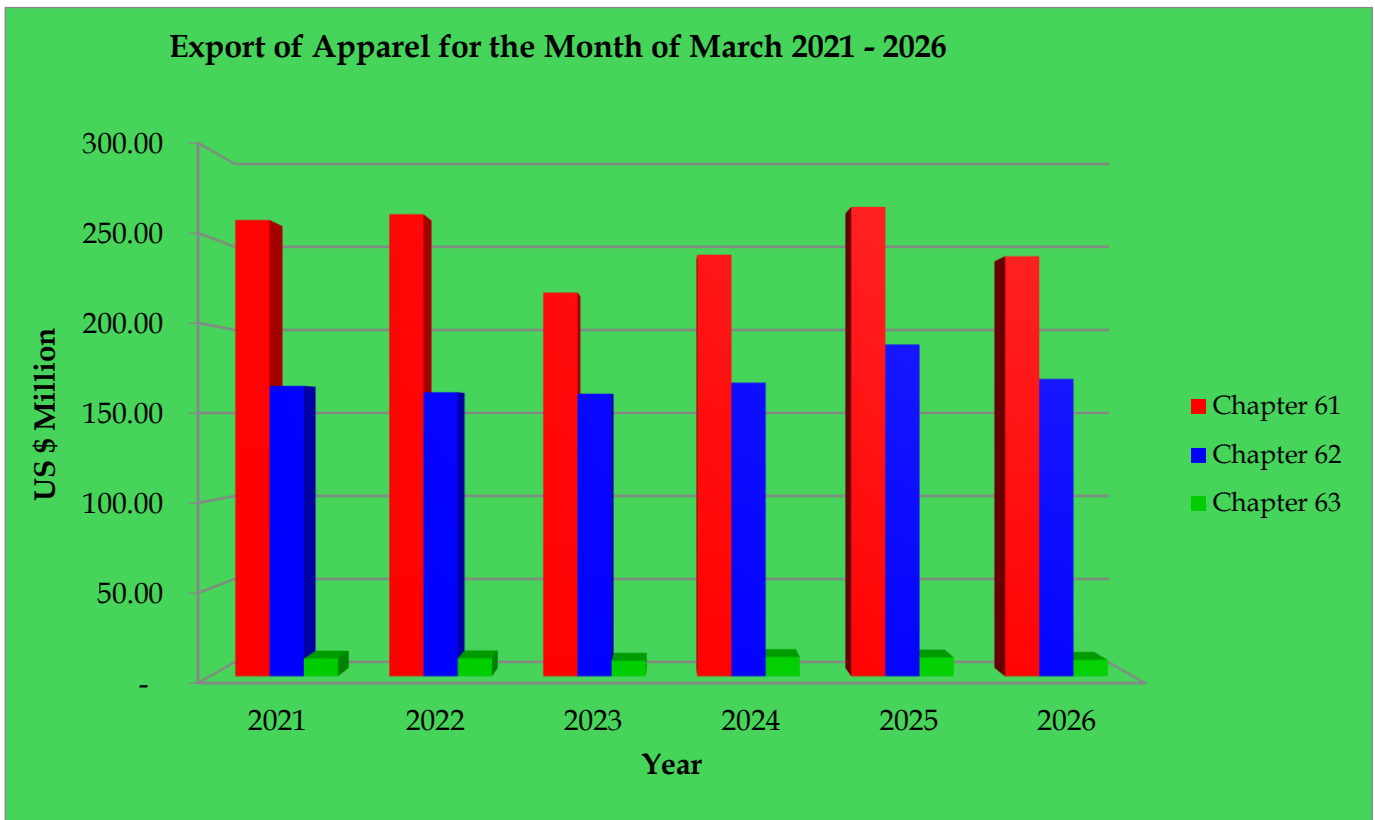


Export of Apparel in the Month of March 2021 - 2026 to All Countries

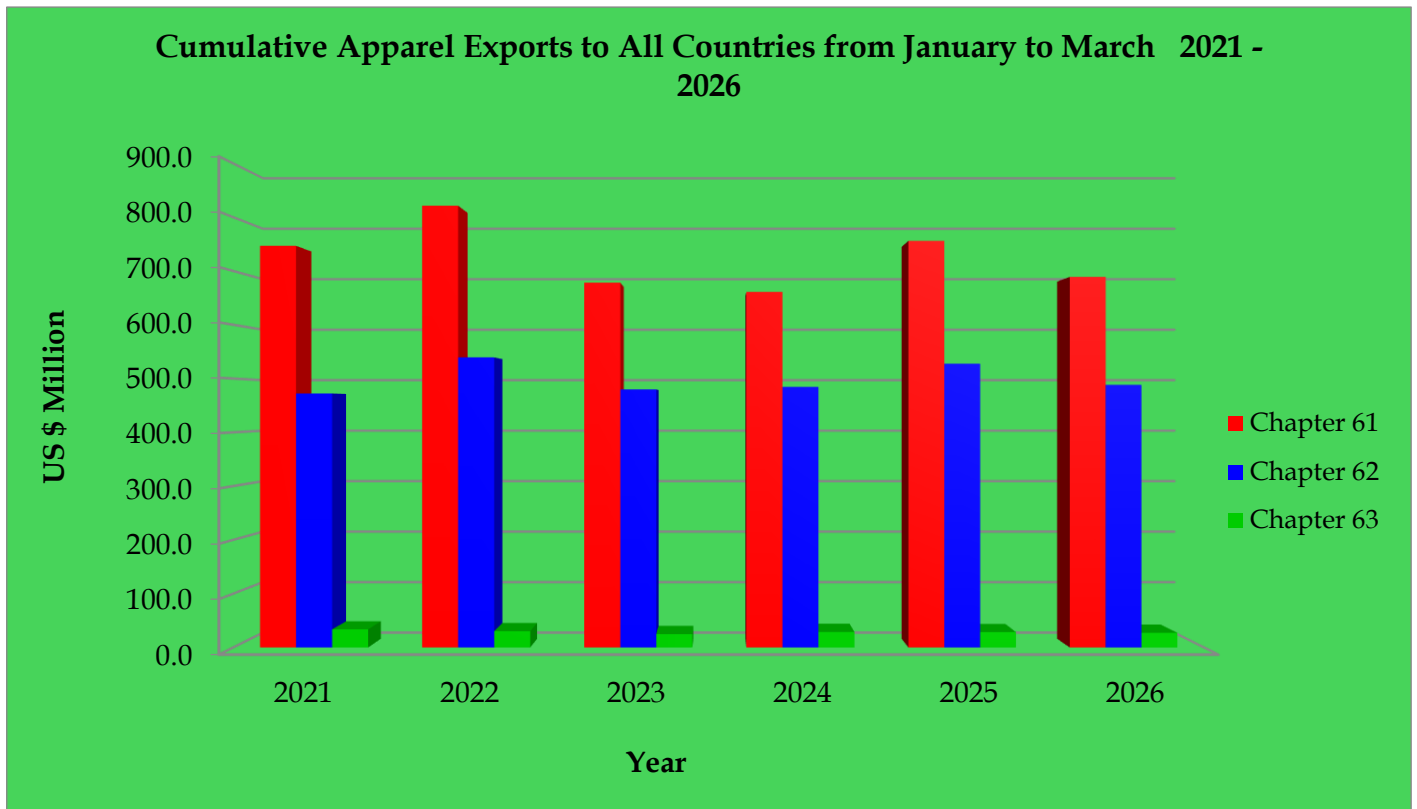
Chapter Basis

	2021 US\$. Mn	2022 US\$. Mn	2023 US\$. Mn	2024 US\$. Mn	2025 US\$. Mn	2026 US\$. Mn
Chapter 61	259.87	263.16	218.57	240.10	267.35	239.21
Chapter 62	165.40	161.79	160.98	167.23	188.99	169.34
Chapter 63	10.09	10.25	8.81	11.00	10.73	9.37
Total	435.36	435.20	388.36	418.33	467.07	417.92



Export of Apparel from January to March 2021 - 2026 to All Countries (Cumulative) Chapter Basis

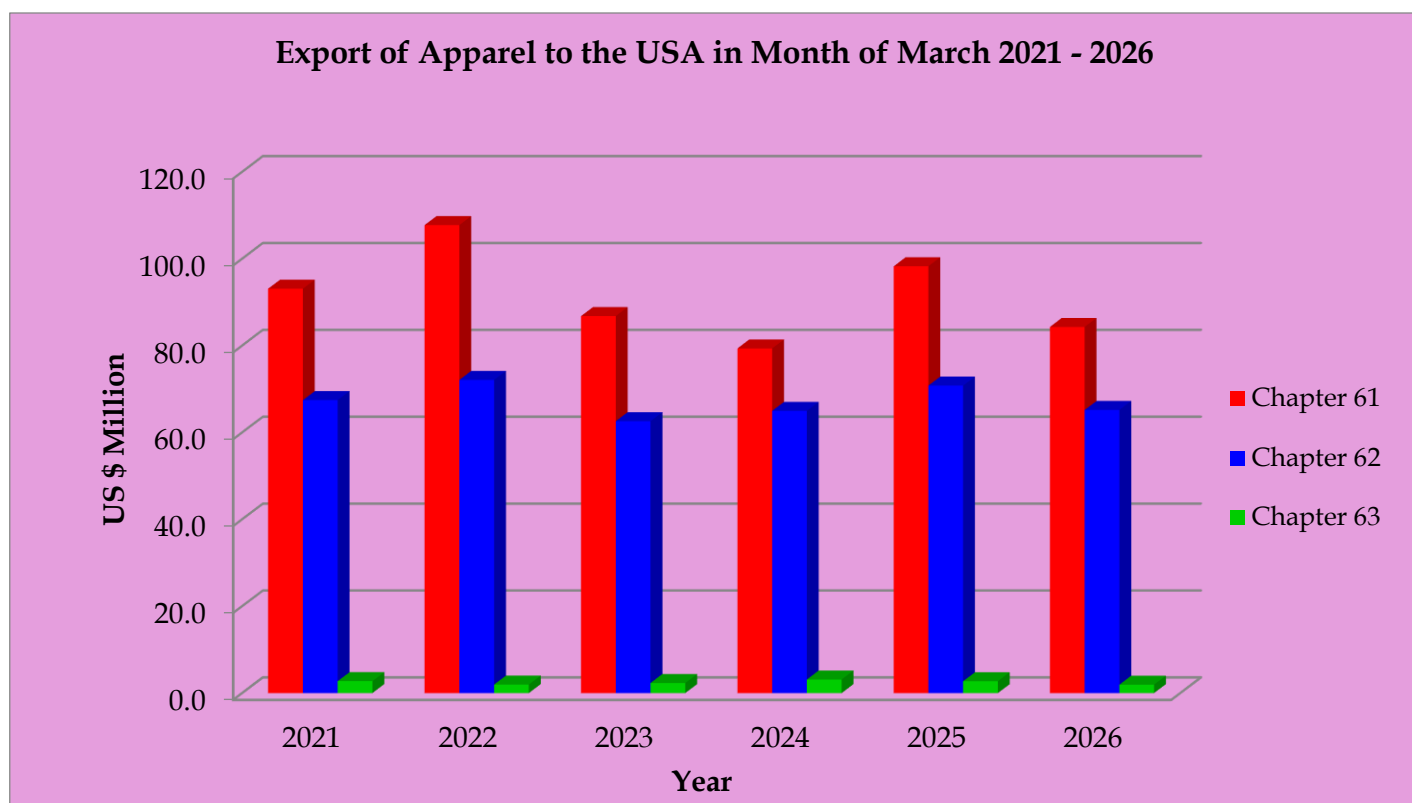
	2021 US\$. Mn	2022 US\$. Mn	2023 US\$. Mn	2024 US\$. Mn	2025 US\$. Mn	2026 US\$. Mn
Chapter 61	746.80	821.32	678.13	661.13	755.92	688.92
Chapter 62	472.17	539.27	479.70	484.50	527.55	488.26
Chapter 63	33.69	30.33	24.92	28.95	28.59	27.38
Total	1,252.66	1,390.92	1,182.75	1,174.58	1,312.06	1,204.56



Export of Apparel to the USA in Month of March 2021 - 2026

Chapter Basis

	2021 US\$. Mn	2022 US\$. Mn	2023 US\$. Mn	2024 US\$. Mn	2025 US\$. Mn	2026 US\$. Mn
Chapter 61	93.10	107.74	86.80	79.35	98.26	84.30
Chapter 62	67.45	72.10	62.60	64.97	70.79	65.18
Chapter 63	2.75	1.97	2.33	3.13	2.74	1.94
Total	163.30	181.81	151.73	147.45	171.79	151.42

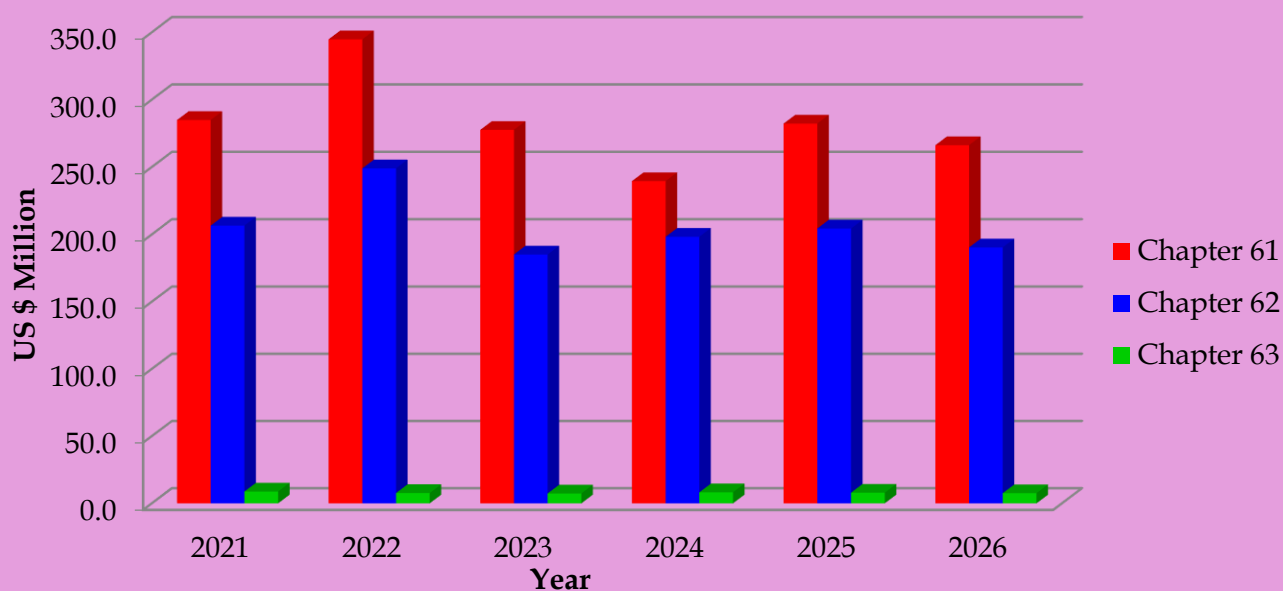


Export of Apparel to the USA form January to March 2021 - 2026 (Cumulative)

Chapter Basis

	2021 US\$. Mn	2022 US\$. Mn	2023 US\$. Mn	2024 US\$. Mn	2025 US\$. Mn	2026 US\$. Mn
Chapter 61	284.91	344.79	277.60	239.56	282.28	266.25
Chapter 62	206.55	249.03	185.12	198.27	204.41	190.39
Chapter 63	8.80	7.70	7.35	8.24	7.95	7.58
Total	500.26	601.52	470.07	446.07	494.64	464.22

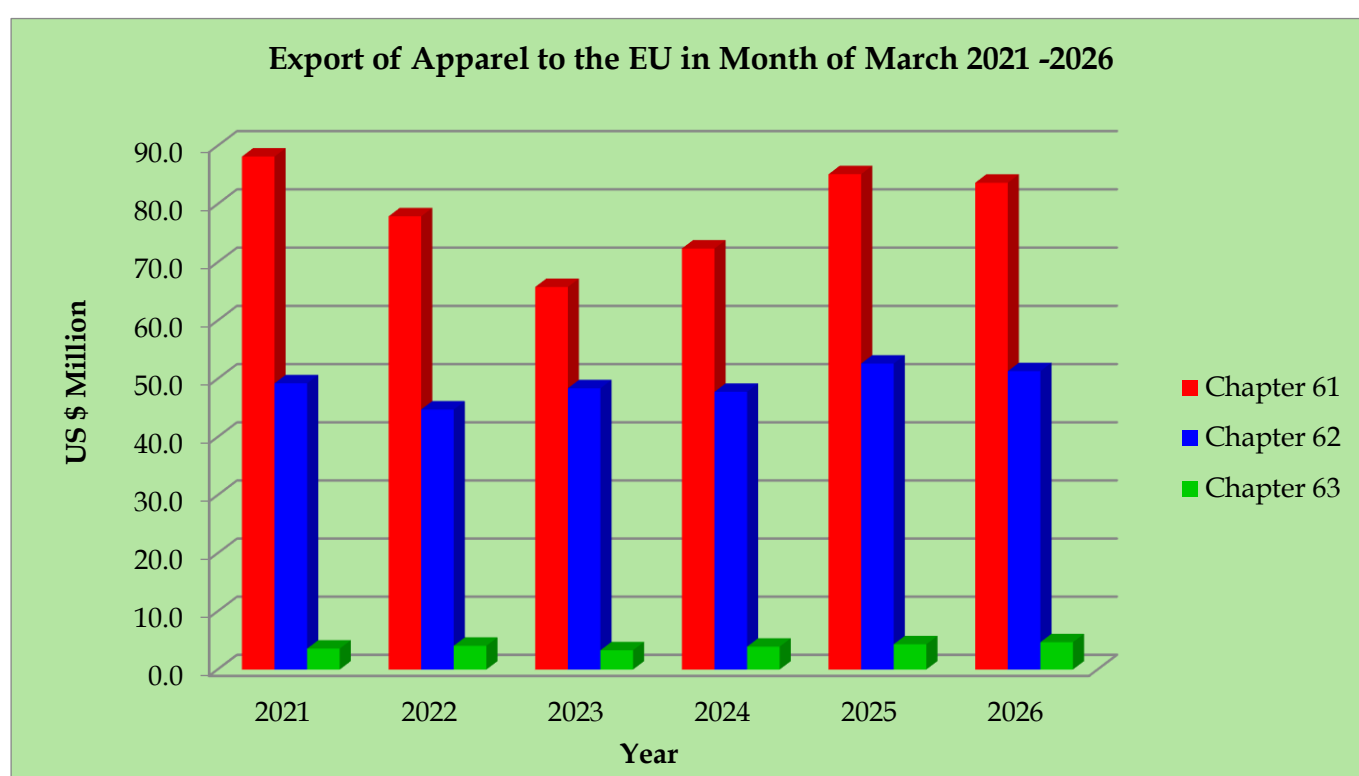
Cumulative Export of Apparel to the USA from January to March 2021 - 2026



Export of Apparel to the EU in Month of March 2021 - 2026

Chapter Basis - (Excl.UK)

	2021 US\$. Mn	2022 US\$. Mn	2023 US\$. Mn	2024 US\$. Mn	2025 US\$. Mn	2026 US\$. Mn
Chapter 61	88.17	77.91	65.78	72.38	85.14	83.67
Chapter 62	49.25	44.74	48.39	47.78	52.62	51.33
Chapter 63	3.60	4.09	3.32	3.94	4.34	4.70
Total	141.02	126.74	117.49	124.10	142.10	139.70

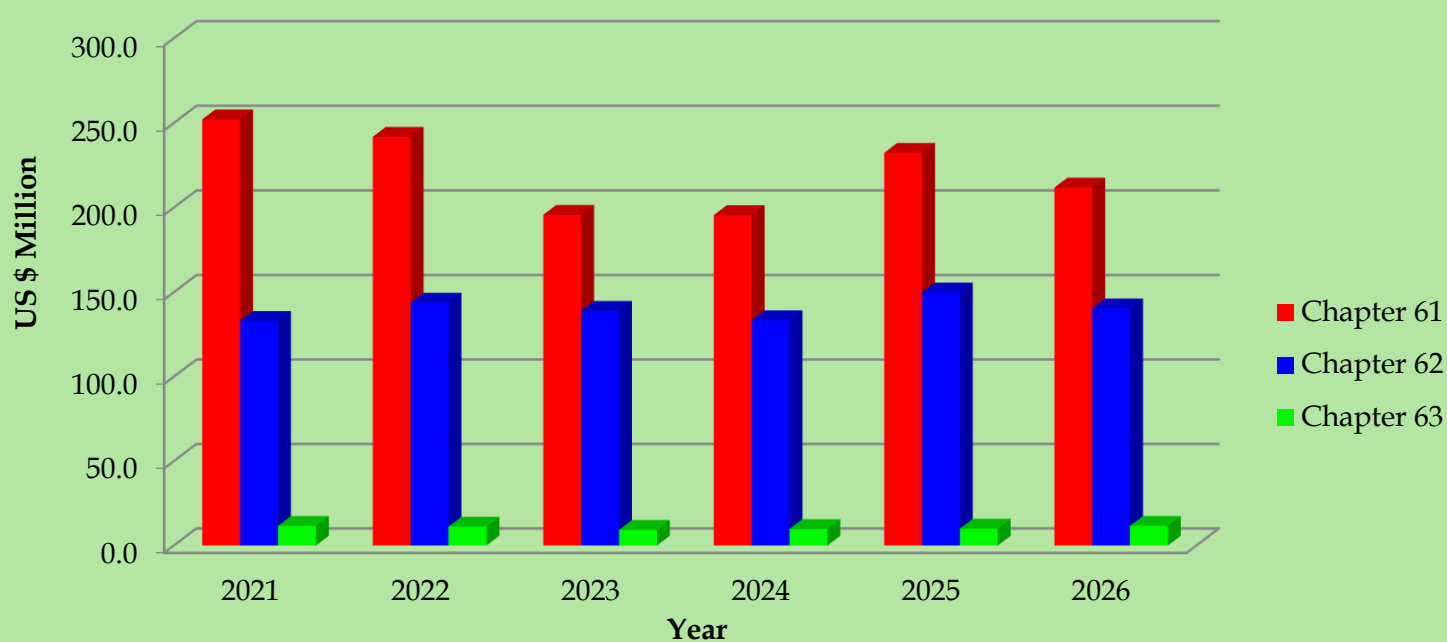


Export of Apparel to the EU from January to March 2021 - 2026 (Cumulative)

Chapter Basis - (Excl. UK)

	2021 US\$. Mn	2022 US\$. Mn	2023 US\$. Mn	2024 US\$. Mn	2025 US\$. Mn	2026 US\$. Mn
Chapter 61	252.15	241.81	195.74	195.57	232.35	211.82
Chapter 62	133.03	143.80	138.98	133.42	149.91	140.40
Chapter 63	11.61	11.20	9.28	9.79	10.00	11.65
Total	396.79	396.81	344.00	338.78	392.26	363.87

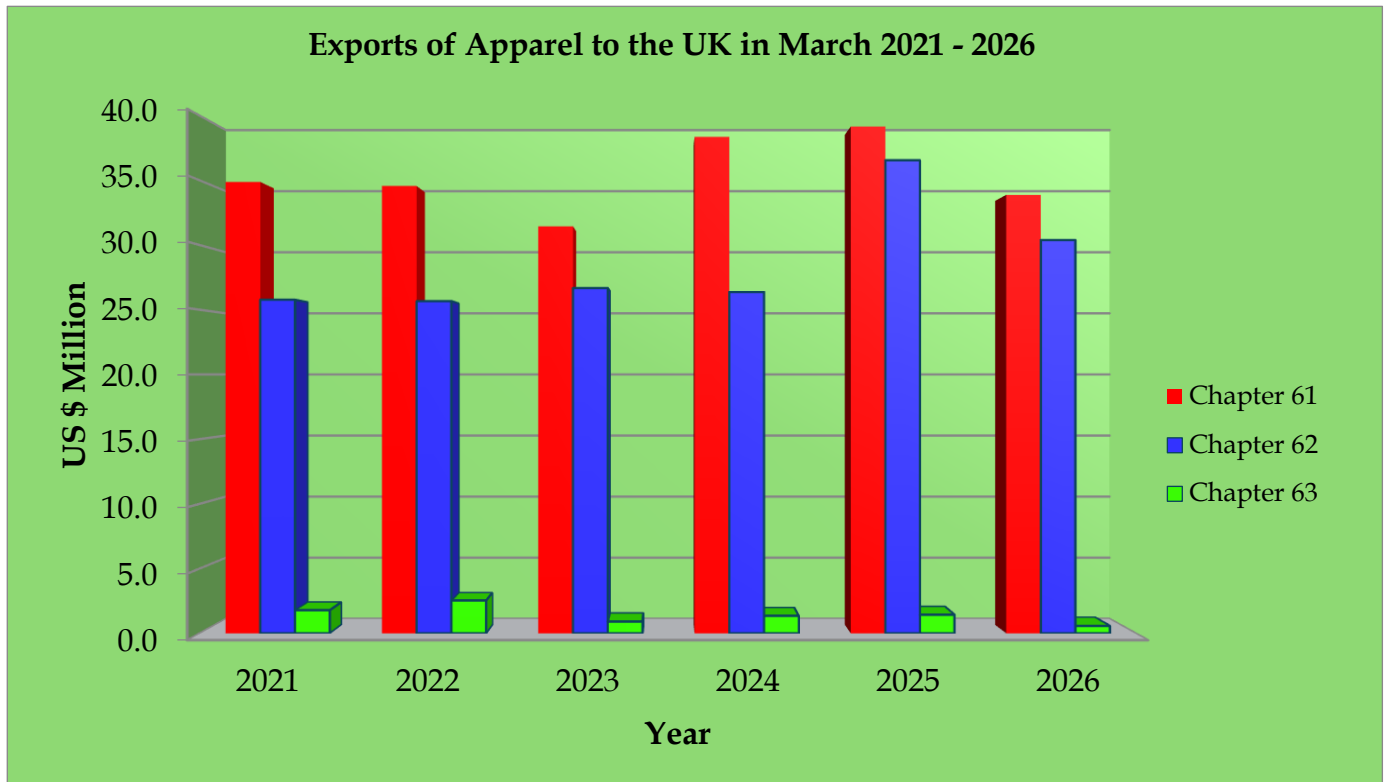
Cumulative Export of Apparel to the EU from January to March 2021 - 2026



Export of Apparel to the UK in Month of March 2021 - 2026

Chapter Basis

	2021 US\$. Mn	2022 US\$. Mn	2023 US\$. Mn	2024 US\$. Mn	2025 US\$. Mn	2026 US\$. Mn
Chapter 61	34.87	34.56	31.44	38.35	39.15	33.87
Chapter 62	25.77	25.66	26.67	26.36	36.54	30.38
Chapter 63	1.79	2.54	0.91	1.35	1.44	0.57
Total	62.43	62.76	59.02	66.06	77.13	64.82

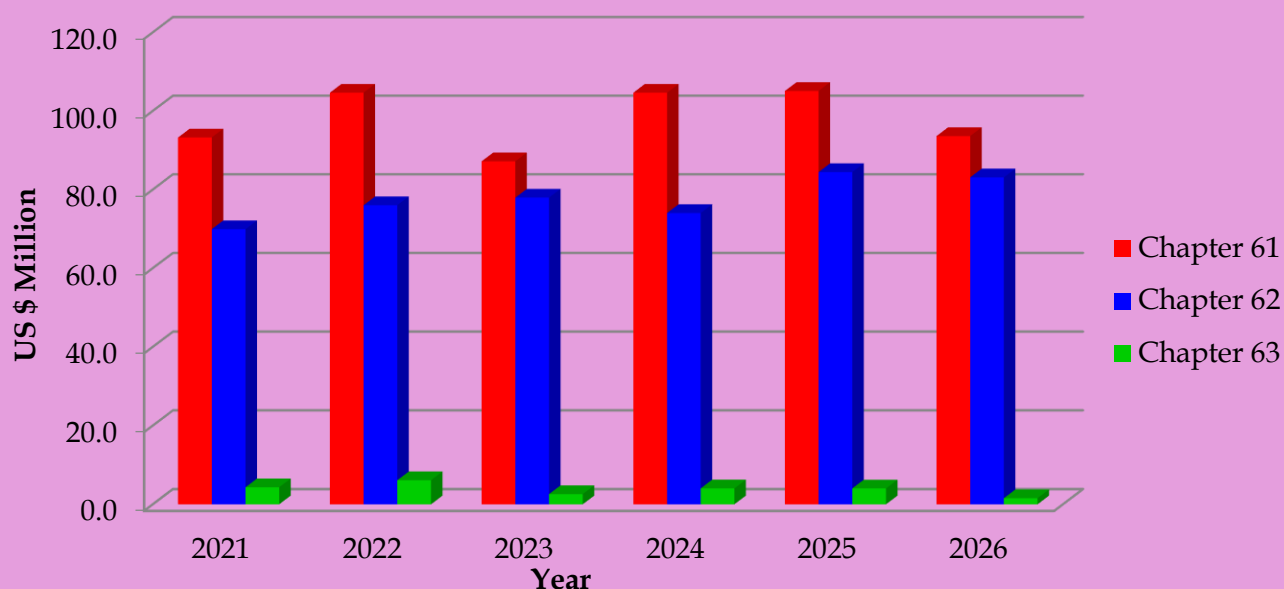


Export of Apparel to the UK from January to March 2021 - 2026 (Cumulative)

Chapter Basis

	2021 US\$. Mn	2022 US\$. Mn	2023 US\$. Mn	2024 US\$. Mn	2025 US\$. Mn	2026 US\$. Mn
Chapter 61	93.25	104.64	87.18	104.64	105.08	93.61
Chapter 62	69.92	76.02	77.95	74.03	84.44	83.09
Chapter 63	4.34	6.12	2.60	4.05	4.04	1.56
Total	167.51	186.78	167.73	182.72	193.56	178.26

Cumulative Export of Apparel to the UK from January to March 2021 - 2026



Export of Apparel for the Month of March 2021 - 2026

	2021 US\$. Mn	2022 US\$. Mn	2023 US\$. Mn	2024 US\$. Mn	2025 US\$. Mn	2026 US\$. Mn	2025/2026 Change %
Total Exports	435.36	435.20	388.36	418.33	467.07	417.92	-10.52
US	163.30	181.81	151.72	147.45	171.79	151.42	-11.86
EU	141.02	126.74	117.50	124.10	142.11	139.70	-1.70
UK	62.43	62.76	59.02	66.06	77.13	64.82	-15.96
Other	68.61	63.89	60.12	80.72	76.04	61.98	-18.49

Export of Apparel January - March (Cumulative) 2021 - 2026

	2021 US\$. Mn	2022 US\$. Mn	2023 US\$. Mn	2024 US\$. Mn	2025 US\$. Mn	2026 US\$. Mn	2025/2026 Change %
Total Exports	1,252.66	1,390.93	1,182.75	1,174.58	1,312.07	1,204.56	-8.19
US	500.26	601.52	470.06	446.06	494.65	464.23	-6.15
EU	396.79	396.81	344.01	338.79	392.29	363.87	-7.24
UK	167.51	186.77	167.73	182.72	193.55	178.27	-7.89
Other	188.10	205.83	200.95	207.01	231.58	198.19	-14.42

Export of Apparel for the Month of March 2021 - 2026

